

Level : LMD3

Module : Research Methodology

Thesis Writing


Prof. ZIDANE

Department of English

University of TLEMCEN



Outline

- I. Writing a Thesis
 - II. Quoting
 - III. Paraphrasing
 - IV. Summarizing
 - V. Writing a Bibliography
- 

I. Writing a Thesis

- Writing a research paper or a thesis is an important process. It is claimed that there are disciplinary distinctions that exist at the level of thesis writing; in the arts, theses are subjective and personalised; in the social sciences, theses provide facts (Hartley, 2008, p. 82).
- In the human sciences, there is emphasis on the analysis and interpretation of texts ; writers of theses are often relying on different points of view. However, in the social sciences, theses attempt to provide facts as well as the opinions and attitudes of the informants and the researcher's point of view.


Writing a Thesis

- When writing a research paper, the researcher should follow these steps:
“(a) logical analysis of the subject-matter; (b) preparation of the final outline; (c) preparation of the rough draft; (d) rewriting and polishing; (e) preparation of the final bibliography; and (f) writing the final draft” (Kothari, 2004, p.347).


Writing a Thesis

- According to Kothari (2004, p.349), “a comprehensive layout of the research report should comprise (A) preliminary pages; (B) the main text; and (C) the end matter.”
- The front matter or the preliminary pages include the front page, acknowledgements, abstract, table of contents, list of tables and figures.

Writing a Thesis

- The main text includes the general introduction, the main chapters and the general conclusion.
 - The end matter or the back matter includes the bibliography and the appendices.
- 

Writing a Thesis

- When writing a thesis, specific style guides are followed. The APA (American Psychological Association) style is used in the social sciences while the MLA (Modern Language Association) style is employed in the humanities.
- 

II. Quoting

- Quoting implies writing the author's words as they are. Kothari (2004, p.354) states that:

Quotations should be placed in quotation marks and double spaced, forming an immediate part of the text. But if a quotation is of a considerable length (more than four or five type written lines) then it should be single-spaced and indented at least half an inch to the right of the normal text margin.

Quoting

- Quoting helps the researcher to avoid plagiarism. It provides arguments and gives more evidence. When quoting, you should introduce quotations and comment on them.



Quoting

- In the MLA style, the author's last name and the page number are mentioned to identify the source of the quote.

Example:

“Research reports are the product of slow, painstaking, accurate inductive work”
(Kothari 347).

Quoting

- In the APA style, the author's last name, the year of publication and the page number are mentioned to identify the source of the quote.

Example:

- “Research reports are the product of slow, painstaking, accurate inductive work” (Kothari, 2004, p.347).

III. Paraphrasing

- Paraphrasing means rewriting passages using different words but the meaning remains the same. It explains the ideas of others. “Paraphrasing is, quite simply, restating ideas in different words” (Kissner, 2006, p.6). It helps to simplify the meaning of the original text.

Paraphrasing

- In the MLA style, the author's last name and the page number are mentioned to identify the source of the paraphrase.

Example:

Research works represent the outcome of the time-consuming, thorough, exact and inductive activity (Kothari 347).


Paraphrasing

- In the APA style, the author's last name, and the year of publication are mentioned to identify the source of the paraphrase. The page number is optional. However, writers are encouraged to mention it.

Example:

Research works represent the outcome of the time-consuming, thorough, exact and inductive activity (Kothari, 2004).

IV. Summarizing

- Summarizing is the restatement of the main ideas of the text. It means that “The reader processes text in one form, makes judgments about the ideas, and restates the text in a new form” (Kissner, 2006, p.5).
- 

Summarizing

According to Kissner (2006, p. 8):


- A summary has to be shorter than the original passage.
- It must involve the most important ideas of the text.
- It has to reveal the structure and order of the original passage.
- It should include significant and essential details.

Summarizing

- In the MLA style, the author's last name and the page number are mentioned to identify the source of the summary.

Example:

Thesis writing differs from one discipline to another (Hartley 82).



Summarizing

- In the APA style, the author's last name, and the year of publication are mentioned to identify the source of the summary. The page number is optional. However, writers are encouraged to mention it.
- Example:

Thesis writing differs from one discipline to another (Hartley, 2008).

V. Writing a Bibliography

- A bibliography refers to the list of books that the researcher has used.
- In a bibliography, all the works are listed in alphabetical order and the titles are written in italics.
- There are different ways of writing a bibliography.

Writing a Bibliography

- MLA Style:

Author's Last Name, First Name. *Title*. Place of Publication: Publisher, year.

Example:

Hartley, James. *Academic Writing and Publishing: A Practical Handbook*. London: Routledge, 2008.

Writing a Bibliography

- APA Style:

Author's Last Name, First Name. (year).
Title. Place of Publication : Publisher.

Example:

Perry, Fred. (2005). *Research in Applied Linguistics: Becoming a Discerning Consumer*. New Jersey: Lawrence Erlbaum Associates.

References

- Hartley, James. (2008). *Academic Writing and Publishing: A Practical Handbook*. London: Routledge.
- Kissner, Emily. (2006). *Summarizing, Paraphrasing, and Retelling*. USA: Heinemann.
- Kothari, C.R. (2004). *Research Methodology*. India: New Age International Publishers.
- Perry, Fred. (2005). *Research in Applied Linguistics: Becoming a Discerning Consumer*. New Jersey: Lawrence Erlbaum Associates.