

Chapter one: Study place

Dr. Amina Tchouar,
Department of English
Tlemcen University
2025




Table of contents

I - Study Place	3
1. 1. Introduction.....	3
2. Quiz: Previous Experience	3
3. 2. Where to study?	3
4. 3. Evaluating Study Environment	4
5. Quiz: Actual study place analysis.....	5
6. 4. Selecting the Perfect Spot.....	5
6.1. a. Distraction	5
6.2. b. Location Standards.....	5
6.3. c. Personal Preferences.....	6
7. Quiz: Design an ideal study place	6
8. 5. Conclusion.....	6
Abbreviation	7
Bibliography	8
Web bibliography	9
Legal notices	10

I Study Place

1. 1. Introduction

:

Many students do not know the importance of having a place to study. They think they can study in any place, outside or inside, as soon as they have their papers or materials of study with them. This idea may work for some, but most of the time it is not efficient. Many outside manifestations can distract and prevent the learner from focusing, concentrating, and thus completing their tasks. That is why students need to be aware of their place of study and choose their spot properly to get their work done.

2. Quiz: Previous Experience

Experience

Go back in time and try to dig into your memory. Try to remember instances you had when you were trying to study in a place and something was stopping you from doing it? Please write about this obstacle and say how you have managed or you will do to overcome it in the future. Work in pairs and discuss your experiences.

3. 2. Where to study?

:

Choosing a study ^{choosing a study place p.8} place depends on the learners and what they prefer or what suits their learning style or personality. However, there are always some common characteristics of a good study place such as having a desk, a well lit spot, materials in hand, a room, comfortable seats, and no distractions.

Example :

Here are some of the places that can be effective as a study spot for learners:

1. The **bedroom**: a bedroom can be a good study environment as you can have your desk, materials ready, computer, and a comfortable chair and bed. Still, the bedroom cannot be efficient for some learners as they can have distractions such as video games, social media, phone calls, bed ready for long unnecessary naps, and siblings or room-mates sharing your room.

2. The **kitchen**: the kitchen can also be a good place of study as it has a table and chairs and it is well lit. Still, it can be inconvenient for some as there are food distractions or family members frequently come to the kitchen.

3. The **library**: the library is pre-designed for studying, so it can be the perfect spot for students as it is calm and may have different resources available. However, it can not be the case for some learners as they can easily be distracted by people circulating in the library.

4. The **classroom**: as students, they can have free time during the day at the University. So it is a good idea if they can find empty classrooms, benefit from the quiet place, and get their work done.

⊕ **Extra :**

If you have any other locations in mind, please share with us? But what is crucial is that a study place should be free from distractions.



:

Pair the advantages of each location.

Table, seats, and study atmosphere.

Light, tables, and seats

Quiet and comfortable

Availability of resources and study atmosphere

Bedroom

Kitchen

Library

Classroom

4. 3. Evaluating Study Environment

🔍 **Definition :**

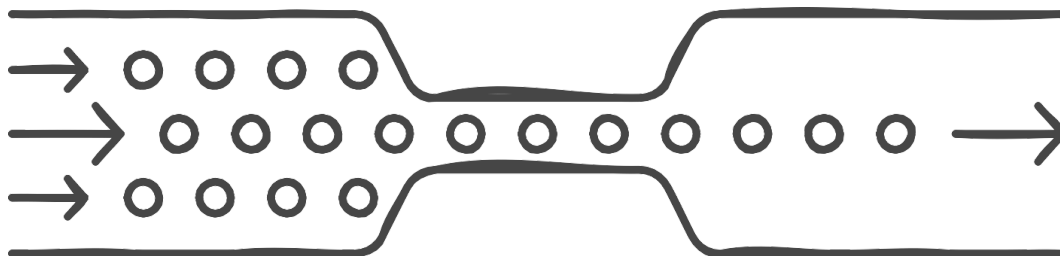
Evaluating your study area involves setting the advantages and disadvantages of your place and see what should remain and what should be removed.

⚙️ **Method :**

Here are some *questions*^{questions p.9} you need to be asking yourselves to better understand your choice of a perfect place:

- Are you easily distracted?
- Do you tend to move a lot when you are in your room?
- Do you get a lot of visitors?
- Do you get a lot of phone calls?
- Are there many things in your room that you enjoy doing, such as spending time on your computer, phone, watching television, playing video games, or falling asleep for an unplanned nap?

If you answer 'yes' to at least one of the above questions, then it means that you need to revisit your location of study and look for a place that has fewer distractions.



Minimize distraction to enhance focus and productivity

5. Quiz: Actual study place analysis

Analysis

Analyse your actual place of study and see if it is efficient for studying.

6. 4. Selecting the Perfect Spot

:

To choose the ideal study place, some important criteria need to be considered, such as: distraction, location factor, and personal preferences.

Ideal study Place	Bad Study Place
- Well lit spot	- Dim light
- Comfortable seats	- broken seats
- Free from distractions	- Distractions (noise, television on, social media in hand, people talking..)
- Warm environment	- Cold or hot temperature in the area.
- organized spot	- Messy environment

Good and bad criteria of a study place

6.1. a. Distraction

Definition :

A distraction can be in different forms, such as: a noise, people talking to you, phone calls, social media, and television.

Method :

To select your free distraction study area, some important points need to be highlighted:

- Choose a location away from tempting leisure activities.
- Consider a location with minimal visual and auditory distractions.
- choose a quiet area to avoid interruptions from phone calls.
- Opt from a space that encourages focus and minimizes movements.
- Select a space with privacy to avoid interruptions from visitors.

6.2. b. Location Standards


:

One of the most crucial criteria to select a place is to choose the best location that stimulates your learning. This can change from one person to another as it depends on your own learning style.

💡 **Fundamental :**

The *location standards*^{Location standards p.9} requests:

- Accessible sites: a place where you can easily access, such as your bedroom.
- Comfortable place: a place where there are convenient seats, tables, and a warm temperature.
- Light: a place where it is well-lit and has a pleasing atmosphere.
- Materials: a place where you have access to or can use easily your material of study, such as books, computers, papers, etc.



study place

6.3. c. Personal Preferences

:

Students also have to choose their location based on their personal preferences, which has to do with their personalities and learning styles. For instance, some students prefer quiet areas, whereas others may need noisy backgrounds. This process of selecting the perfect spot can vary from one person to another. Students can rely on the VAK^{p.7} to assess their learning style.

7. Quiz: Design an ideal study place

Design

Work in groups, and try to design the perfect study place you want to have. You can write, draw, or cite why you think this is your best place of study.

8. 5. Conclusion

:

In the beginning, choosing the best study place can seem unimportant, especially for new learners at the university or any other level. However, when they are aware of it and select their perfect spot considering all the previous standards we have mentioned, students will probably notice a positive change either in their productivity or efficacy.

study place (see res.odt)

Abbreviation

VAK: visual, auditory, and kinesthetic. kinesthetic

Bibliography

[choosing a study place] Benttayeb, A. (2019). Study skills in practice: a course for EFL University students. Konouz editions

Web bibliography

[Location standards] <https://www.educationcorner.com/study-location/#:~:text=An%20empty%20classroom%20can%20be,make%20an%20excellent%20study%20location>

[questions] <https://issuesiface.com/magazine/choose-a-good-study-area#:~:text=Considerations%20in%20choosing%20the%20perfect,to%20do%20nothing%20but%20study>

Legal notices

University of Abu Bekr Belkaid, department of English