Esquisse **Symétrie** **Tangence**

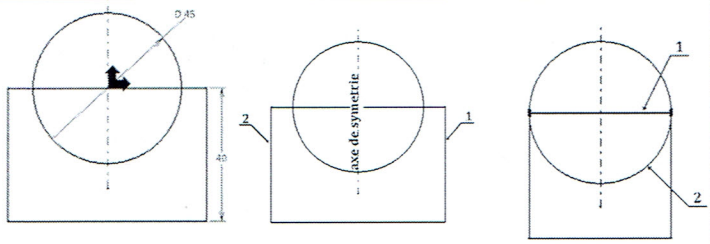

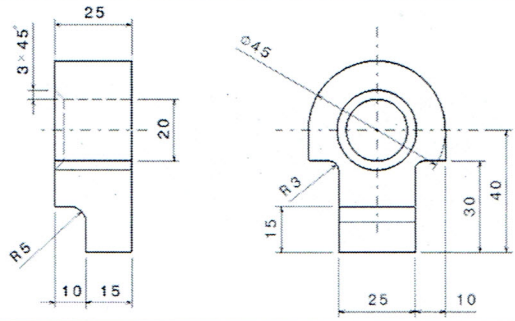

Clic sur outil **Effaceur**, Clic sur **1** puis sur **2**.

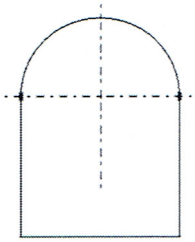

FONCTION EXTRUSION

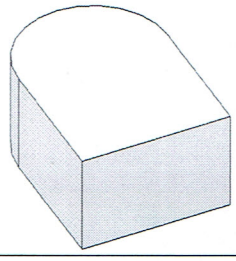

Tracer contour, puis coter. **Puis enlever la matière**

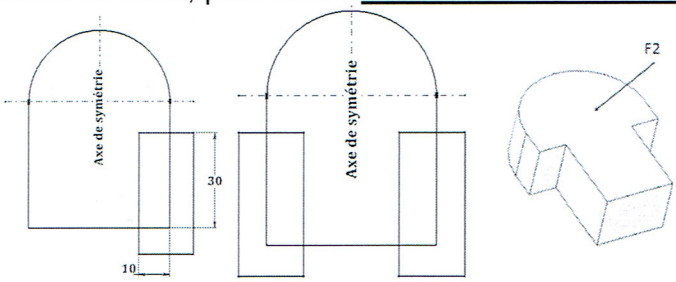

FONCTION TROU **:** Clic sur le bouton Trou

Faites un clic sur la face **F2** de la pièce.

Clic sur Esquisse de la boite de dialogue.

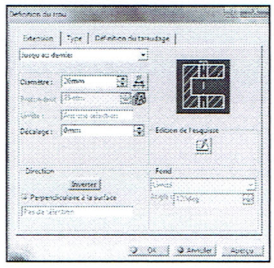

Clic sur l'icône de **cotation**, Clic sur **point 1.**

Clic sur **arête**, puis Clic **droit** (souris) et choisir dans boite de dialogue **Concentricité**

Sortir de l'atelier, régler dans boite de dialogue diamètre : 20 mm, jusqu'au dernier et valider par ok.

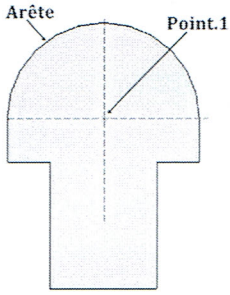

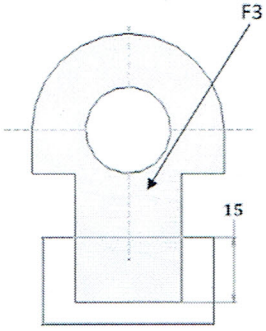

Clic sur la face **F3** de la pièce, tracer Esquisse.

Réaliser une **Poche,** de longueur : **10 mm**

Réaliser les congés.

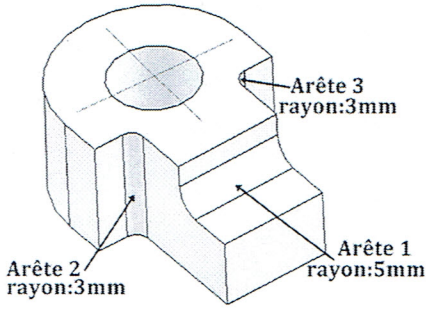

Réaliser le chanfrein.

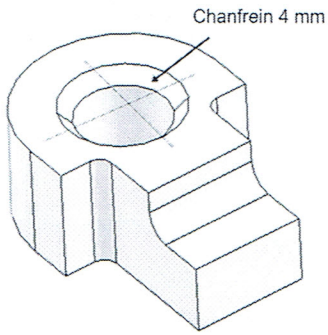

Pièce finie, enregistrer.